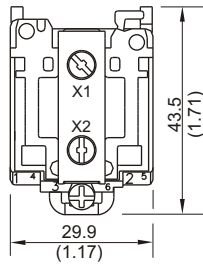
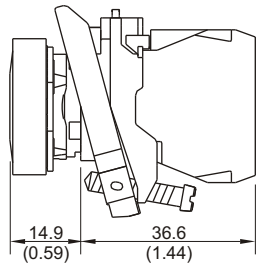




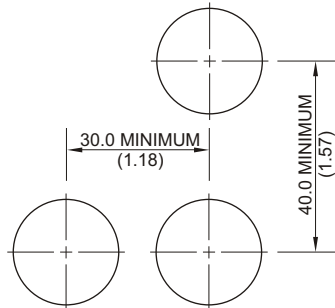
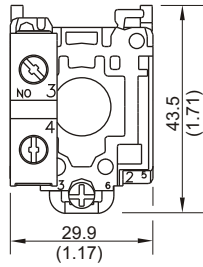
LED PILOT LIGHTS



LEGEND PLATE



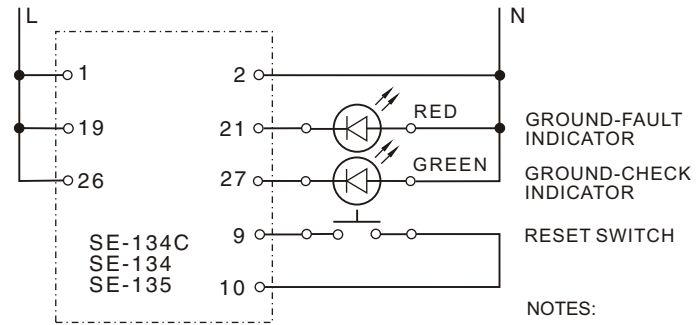
PUSH BUTTON



MOUNTING DETAIL

NOTES:

1. DIMENSIONS IN MILLIMETRES (INCHES).
2. ----- INDICATES CLEARANCE REQUIRED.
3. PANEL THICKNESS 1.0 TO 6.0 (0.04 TO 0.24).
4. NEMA 4X.



CONNECTION DIAGRAM

NOTES:

1. RK-132 COMPONENTS ARE NOT POLARITY SENSITIVE.
2. SEE SE-134, SE-134C OR SE-135 MANUAL FOR MORE INFORMATION.
3. MANUALS ARE AVAILABLE AT www.startco.ca

RK-132

REMOTE INDICATION AND RESET FOR SE-134 / SE-134C / SE-135

- 1 - LED PILOT LIGHT, RED: 24-120 V_{ac}/ dc
- 1 - LED PILOT LIGHT, GREEN: 24-120 V_{ac}/ dc
- 1 - PUSH BUTTON ASSEMBLY, YELLOW: 3 A @ 240 V_{ac} - A600
0.5A @ 125 V_{dc} - Q600

- 1 - "RESET" LEGEND PLATE
- 1 - "GROUND CHECK" LEGEND PLATE
- 1 - "GROUND FAULT" LEGEND PLATE



Copyright © 2011
Printed in Canada
181011