

# TRU SERIES

## Knob Adjustable Universal Time Delay Relay



8-PIN



11-PIN

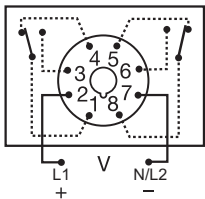
### Description

The TRU Series is a multifunction, knob adjustable, Universal Time Delay Relay. It includes six of the most popular timing functions selected by a slide switch. The time delay is knob adjustable and the time delay range is switch selectable. The repeat accuracy is + 0.1%. Both function and time range can be selected on the top face of the unit. In addition to multifunctioning and multiple time ranges, the TRU Series features universal input voltage; 19 to 264VAC and 19 to 30VDC and full 10A output relay. The TRU Series can directly replace up to 1000 competitive time delay relay models.

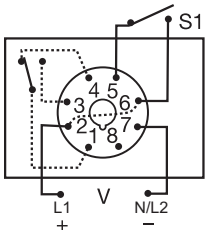
### Operation

A six position slide switch selects delay-on-make, interval, single shot, recycling (ON time first, equal recycle delays), delay-on-break, and retriggerable single shot. 8-pin DPDT base wiring is limited to delay-on-make, interval, and recycling functions. All six functions are available in the 8-pin SPDT and 11-pin DPDT versions.

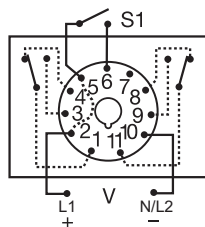
### Wiring Diagram



**8-PIN DPDT**  
 Delay-on-Make  
 Interval  
 Recycling



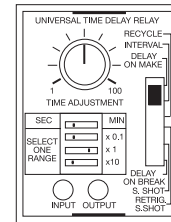
**8-PIN SPDT**  
 Delay-on-Make  
 Interval  
 Single Shot  
 Recycling  
 (ON Time First, Equal  
 Recycle Delays)  
 Delay-on-Break  
 Retriggerable Single Shot



**11-PIN DPDT**  
 Delay-on-Make  
 Interval  
 Single Shot  
 Recycling  
 (ON Time First, Equal  
 Recycle Delays)  
 Delay-on-Break  
 Retriggerable Single Shot

V = Voltage  
 S1 = Initiate Switch

Relay contacts  
 are isolated



### Features & Benefits

FEATURES	BENEFITS
<b>Microcontroller based</b>	Repeat Accuracy +/- 0.1% or +/- 20ms, whichever is greater
<b>6 time ranges (0.1s to 1,000m)</b>	Broad range will satisfy most requirements
<b>Knob adjustable time delay</b>	Allows user to fine tune time delay based on application needs
<b>Universal input voltage</b>	Makes it versatile for use in most applications
<b>Multifunction</b>	Provides the most common standard timing functions
<b>LED Indicators</b>	Provide visual indication of input voltage and relay status
<b>10A isolated output contacts</b>	Allows control of loads for AC or DC voltages


### Ordering Information

MODEL	INPUT VOLTAGE	BASE WIRING	FUNCTIONS
TRU1	19 to 264VAC; 19 to 30VDC	8-pin DPDT	3
TRU2	19 to 264VAC; 19 to 30VDC	8-pin SPDT	6
TRU3	19 to 264VAC; 19 to 30VDC	11-pin DPDT	6

If you don't find the part you need, call us for a custom product 800-843-8848

## TRU SERIES

### Accessories



#### BZ1 Front Panel Mount Kit

Provides an easy method of through-the-panel mounting of 8- or 11-pin plug-in timers, flashers, and other controls.



#### NDS-8 Octal 8-pin Socket

8-pin 35mm DIN rail or surface mount. Rated at 10A @ 300VAC. Surface mounted with two #6 (M 3.5 x 0.6) screws or snaps onto a 35 mm DIN rail. Uses PSC8 hold-down clips.



#### NDS-11 11-pin Socket

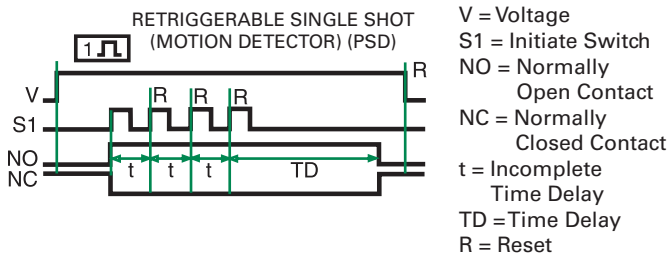
11-pin 35mm DIN rail or surface mount. Rated at 10A @ 300VAC. Surface mounted with two #6 (M 3.5 x 0.6) screws or snaps onto a 35 mm DIN rail. Uses PSC11 hold-down clips.



#### PSC8 or PSC11 Hold-down Clips

Securely mounts plug-in controls in any position. Provides protection against vibration. Use PSC8 with NDS-8 Octal Socket or PSC11 with NDS-11 Socket. Sold in pairs.

### Function Diagram



### Specifications

#### Time Delay

Type  
Range

Switch Selectable

Digital integrated circuitry

0.1s - 1000m in 6 ranges:

- 1) 0.1 - 10s
- 2) 1 - 100s
- 3) 10 - 1000s
- 4) 0.1 - 10m
- 5) 1 - 100m
- 6) 10 - 1000m

#### Adjustments Multiplier

4 position DIP switch selects x0.1, x1, x10, and sec. or min.

#### Time Setting

Onboard knob adjustment with 1 - 100 reference dial

#### Two LEDs indicate

- 1) Input voltage applied
- 2) Output relay status

#### Repeat Accuracy Reset Time

±0.1% or ±20ms, whichever is greater  
≤ 300ms

#### Time Delay vs Temp. & Voltage

±2%

#### Input

Voltage - Universal  
Input Range

19 to 264VAC and 19 to 30VDC

AC Line Frequency

50/60Hz

#### Output

Type  
Form  
Rating

Electromechanical relay  
SPDT or DPDT, isolated  
10A resistive @ 120/240VAC & 28VDC;  
1/3 hp @ 120/240VAC  
Mechanical - 1 x 10<sup>7</sup>; Electrical - 1 x 10<sup>6</sup>

#### Life

#### Protection

Transient  
Isolation Voltage

38 joules

#### Polarity

≥ 1500V RMS input to output

#### Mechanical

Mounting  
Dimensions

DC units are reversed polarity protected

Plug-in socket

**H** 87.3 mm (3.44"); **W** 60.7 mm (2.39");

**D** 45.2 mm (1.78")

Octal 8-pin plug-in or magnal 11-pin plug-in

#### Termination

#### Environmental

Operating/Storage

Temperature  
Weight

-20° to 65°C / -30° to 85°C

≅ 6 oz (170 g)