


807 Series

Time-Lag Fuse



Description

The 807 Series is a time-lag type subminiature fuse designed for overcurrent protection.

Features & Benefits

- Lead-free, Halogen-free and RoHS compliant
- Reduced PCB space requirements
- Direct solderable or plug-in versions
- Low internal resistance
- Shock safe casing
- Vibration resistant
- Excellent surge tolerance due to high i^2t values
- Recognized to UL/CSA/NMX 248-1 and UL/CSA/NMX 248-14
- Approved to DENAN's Appendix 3
- Approved to K60127-1 and K60127-4

Additional Information



Resources



Accessories



Samples

Applications

- Battery Charger
- Consumer Electronics
- Power Supplies
- Industrial Controllers

Agency Approvals

Agency	Agency File Number	Ampere Range
cULus	E67006	0.8 A - 6.3 A
IEC	SU05024-10005	0.8 A
	SU05024-10004	1 A - 2.5 A
	SU05024-10006	3.15 A - 6.3 A
PS E	NBK121217-JP1021A	1 A - 2.5 A
	NBK121217-JP1021B	3.15 A - 5 A
	NBK121217-JP1021C	6.3 A
UK CA	NA	0.8 A - 6.3 A

Electrical Characteristics for Series

% of Ampere Rating	Opening Time
125%	3600 secs., Minimum
200%	120 secs., Maximum
1000%	100 milliseconds Minimum 1 secs., Maximum

Electrical Characteristic Specifications by Item

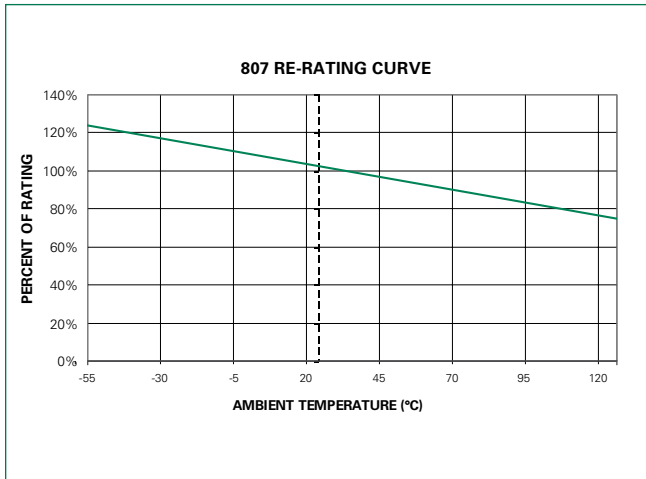
Amp Code	Amp Rating	Voltage Rating (V)	Interrupting Rating	Nominal Cold Resistance (Ohms)	Voltage Drop $1.0 \times I_N$ max [mV]	Power Dissipation $1.25 \times I_N$ max [mW]	Melting Integral $10 \times I_N$ max [A ² s]	Agency Approvals			
								UK CA	cULus	IEC	PS E
0800	0.80A	300V	100A @300VAC	0.1887	218	332	12.480	x	x	x	-
1100	1.00A	300V		0.1166	171	324	20.000	x	x	x	x
1125	1.25A	300V		0.0816	151	352	30.00	x	x	x	x
1160	1.60A	300V		0.0569	135	464	51.00	x	x	x	x
1200	2.00A	300V		0.0458	183	486	88.00	x	x	x	x
1250	2.50A	300V		0.0349	118	675	137.50	x	x	x	x
1315	3.15A	300V		0.0228	163	818	212.94	x	x	x	x
1400	4.00A	300V		0.0174	128	945	368.00	x	x	x	x
1500	5.00A	300V		0.0138	98	1091	748.00	x	x	x	x
1630	6.30A	300V		0.0100	78	1125	1099.00	x	x	x	x

Note:
1. Resistance is measured at 10% of rated current, 25°C.

807 Series

Time-Lag Fuse

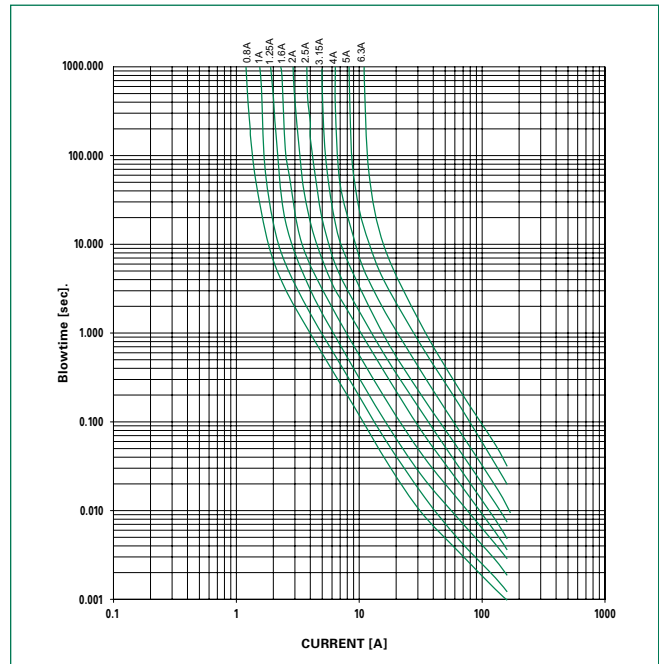
Temperature De-rating Curve



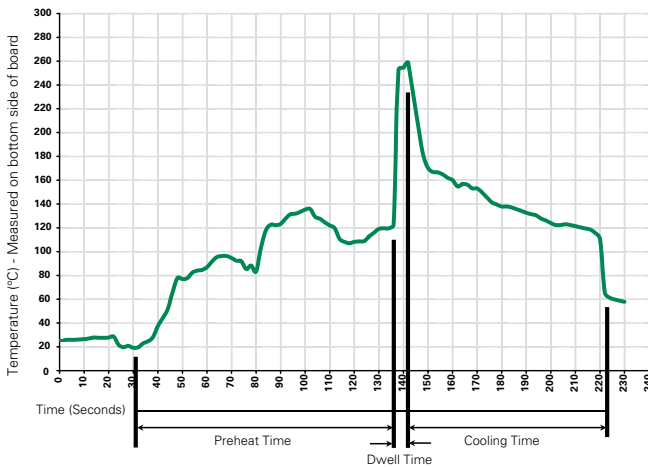
Note:

1. Derating depicted in this curve is in addition to the standard derating of 25% for continuous operation.

Average Time Current Curves



Soldering Parameters - Wave Soldering



Recommended Process Parameters:

Wave Parameter	Lead-Free Recommendation
Preheat: (Depends on Flux Activation Temperature)	(Typical Industry Recommendation)
Temperature Minimum:	100°C
Temperature Maximum:	150°C
Preheat Time:	60-180 seconds
Solder Pot Temperature:	260°C Maximum
Solder Dwell Time:	2-5 seconds

Recommended Hand-Solder Parameters:

Solder Iron Temperature: 350°C +/- 5°C
 Heating Time: 5 seconds max.

Note: These devices are not recommended for IR or Convection Reflow process.

807 Series

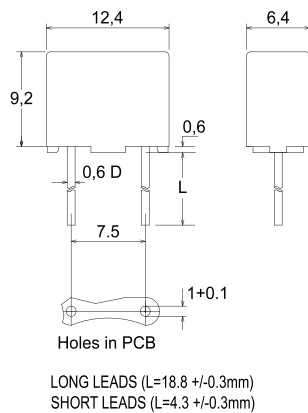
Time-Lag Fuse

Product Characteristics

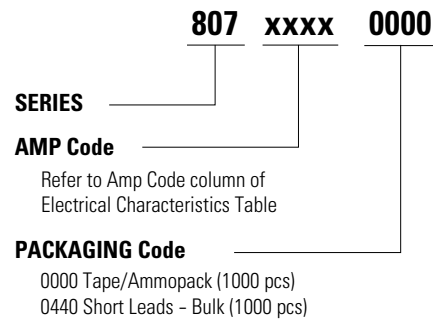
Materials	Base/Cap: Brown Thermoplastic Polyamide, UL 94V-0 Round Pins: Copper, Sn Plated
Lead Pull Strength	10 N (IEC 60068-2-21)
Solderability	260°C, ≤ 3s (Wave) 350°C, ≤ 1s (Soldering Iron)
Soldering Heat Resistance	260°C, 10s (IEC 60068-2-20) 350°C, 3s (Soldering Iron)

Operating Temperature	-40°C to +125°C (Consider re-rating)
Climatic Category	-40°C/+85°C/21 days (IEC 60068-1, -2-1, -2-2, -2-78)
Stock Conditions	+10°C to +60°C relative humidity 75% yearly average, without dew, maximum value for 30 days – 95%
Vibration Resistance	24 cycles at 15 min. each (IEC 60068-2-6) 10 - 60Hz at 0.75mm amplitude 20 – 2000Hz at 10g acceleration

Dimensions (mm)



Part Numbering System



Packaging

Packaging Option	Packaging Specification	Quantity	Quantity & Packaging Code	Reel Size
807 Series				
Tape & Ammopack	N/A	1,000	0000	N/A
Short Leads	N/A	1,000	0440	N/A

Disclaimer Notice - Information furnished is believed to be accurate and reliable. However, users should independently evaluate the suitability of and test each product selected for their own applications. Littelfuse products are not designed for, and may not be used in, all applications. Read complete Disclaimer Notice at: www.littelfuse.com/disclaimer-electronics.