

### 2205 Series, Lead-Free 2AG, Slo-Blo® Fuse



#### Description

The 2AG Slo-Blo® Axial Leaded Fuses provide the same performance characteristics as their 3AG counterpart while occupying one-third the space.

#### Features

- Recognized to UL/CSA/NMX 248-1 and UL/CSA/NMX 248-14
- Available in axial lead form and with various lead forming dimensions
- Fuses are boardwashable in most solvents with thermoplastic sleeve
- RoHS compliant and lead-free

#### Applications

Used as supplementary protection in appliance or utilization equipment to provide individual protection for components or internal circuits.

#### Agency Approvals

Agency	Agency File Number	Ampere Range
	E10480	0.250A - 2.5A
	29862	0.250A - 2.5A
	N/A	0.250A - 2.5A

#### Additional Information



Datasheet



Resources



Samples



Accessories

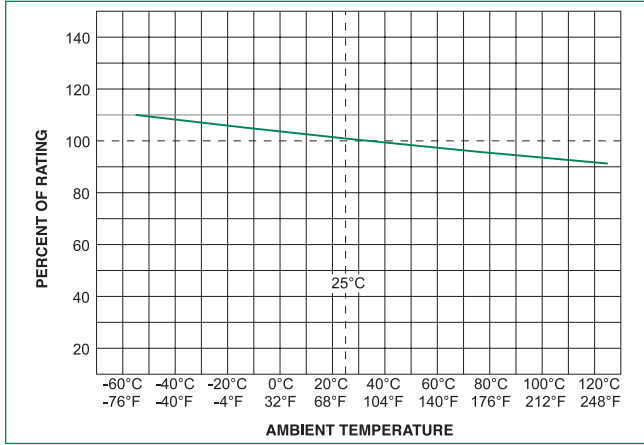
#### Electrical Characteristics for Series

% of Ampere Rating	Opening Time
100%	4 hours, Minimum
135%	1 hour, Maximum
200%	3 secs Min.; 20 secs Max.

#### Electrical Characteristic Specifications by Item

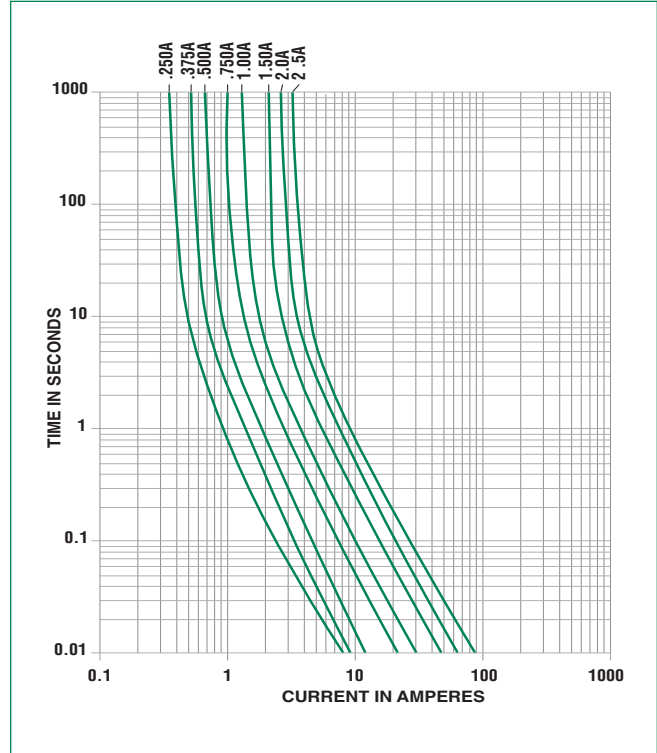
Ampere Rating (A)	Amp Code	Max Voltage Rating (V)	Interrupting Rating	Nominal Cold Resistance (Ohms)	Nominal Melting I <sup>2</sup> t (A <sup>2</sup> sec)	Agency Approvals		
0.25	.250	250	35A @ 250VAC; 10KA @ 125VAC; 60A @ 600VAC	2.4300	0.334	x	x	x
0.35	.350	250		1.3100	0.490	x	x	x
0.375	.375	250		1.1685	0.83	x	x	x
0.5	.500	250		0.6935	1.63	x	x	x
0.75	.750	250		0.3430	3.91	x	x	x
1	001.	250		0.2120	5.64	x	x	x
1.25	1.25	250		0.1460	17.0	x	x	x
1.5	01.5	250		0.1077	20.8	x	x	x
2	002.	250		0.0698	40.0	x	x	x
2.5	02.5	250		0.0502	65.0	x	x	x

### Temperature Re-rating Curve

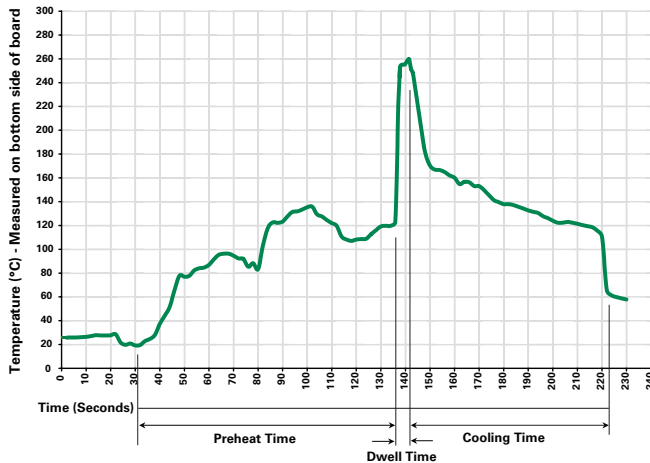


**Note:** Re-rating depicted in this curve is in addition to the standard derating of 25% for continuous operation.

### Average Time Current Curves



### Soldering Parameters - Wave Soldering



### Recommended Process Parameters:

Wave Parameter	Lead-Free Recommendation
Preheat: (Depends on Flux Activation Temperature)	(Typical Industry Recommendation)
Temperature Minimum:	100°C
Temperature Maximum:	150°C
Preheat Time:	60-180 seconds
Solder Pot Temperature:	260°C Max
Solder Dwell Time:	2-5 seconds

### Recommended Hand-Solder Parameters:

Solder Iron Temperature: 350°C +/- 5°C  
Heating Time: 5 seconds max.

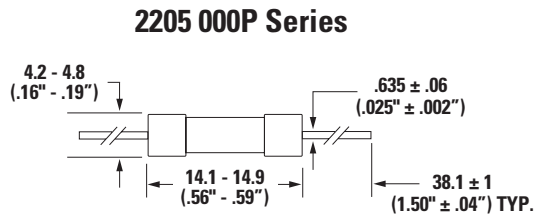
**Note:** These devices are not recommended for IR or Convection Reflow process.

### Product Characteristics

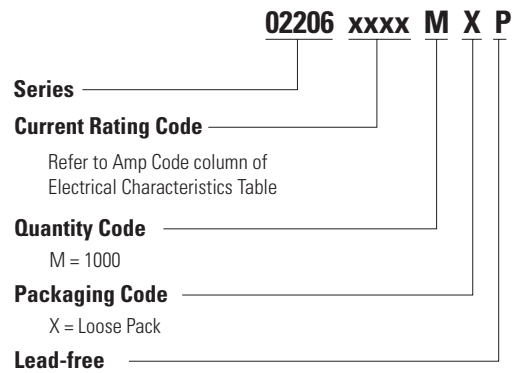
<b>Materials</b>	Body: Glass Cap : Nickel-plated brass Leads: Tin-plated Copper
<b>Terminal Strength</b>	MIL-STD-202, Method 211, Test Condition A
<b>Solderability</b>	MIL-STD-202 Method 208
<b>Product Marking</b>	Cap1 : Brand logo, current and voltage ratings Cap2 : Series and agency approval marks

<b>Operating Temperature</b>	-55°C to +125°C
<b>Thermal Shock</b>	MIL-STD-202, Method 107, Test Condition B (5 Cycles -65°C to +125°C).
<b>Vibration</b>	MIL-STD-202, Method 201
<b>Humidity</b>	MIL-STD-202, Method 103, Test Condition A: High RH (95%) and Elevated Temp (40°C) for 240 hours
<b>Salt Spray</b>	MIL-STD-202, Method 101, Test Condition B

### Dimensions



### Part Numbering System



### Packaging

Packaging Option	Packaging Specification	Quantity	Quantity & Packaging Code	Reel Size
Bulk	N/A	100	HX	N/A
Bulk	N/A	1000	MX	N/A

**Notes:**

- Do not use in applications above rating.
- Please refer to fuseholder data sheet for specific re-rating information.
- Please contact factory for applications greater than the max voltage and amperage shown.