

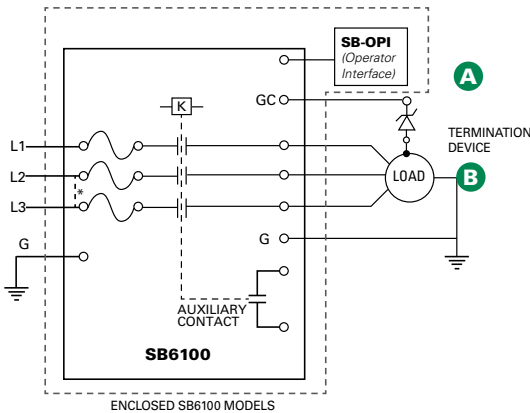
# Personnel Protection Industrial Shock Block

## SB6000 Series



\*Patented

## Simplified Circuit Diagram



## Ordering Information

ORDERING NUMBER	VOLTAGE (V)	TRIP LEVEL (mA)	UL CATEGORY/CLASS
SB6100-00x-0	208	20 (Fixed)	UL 943C Class C special-purpose GFCI
SB6100-10x-0	240		
SB6100-20x-0	480		
SB6100-30x-0	600		UL 943C Class D special-purpose GFCI
SB6100-01x-0	208	6, 10-100 in increments of 10	UL 943/UL 1053 Equipment ground-fault protective device (EGFPD)
SB6100-11x-0	240		
SB6100-21x-0	480		
SB6100-31x-0	600		
SB6100-02x-0	208	6 (Fixed)	UL 943 Class A GFCI

Note: x=0 for open-chassis models and 1 for enclosed models



## Description

### Special-Purpose Ground-Fault Circuit Interrupter (GFCI), Class C and Class D

Industrial Shock Block (ISB) is a personnel protection device designed to meet the requirements for special-purpose GFCIs defined by UL 943C. This standard outlines GFCI classes specifically designed for use in industrial facilities. Class C GFCIs are intended to be used on three-phase systems where the line-to-line voltage is 480 V or less with a trip level of 20 mA, while Class D GFCIs are intended to be used on 600 V systems. The Industrial Shock Block includes an automatic self-test feature and is compliant to the UL 1998 Software in Programmable Components standard.

### Ground-Fault Circuit Interrupter (GFCI), Class A

The Shock Block is available as a Class A GFCI, allowing commercial kitchens, construction sites, and other non-dwelling units with wet areas to meet NEC 210.8(B) for their 3-phase loads up to 100 A.

### Equipment Ground-Fault Protective Device (EGFPD)

Industrial Shock Block is also available with adjustable protection settings as an EGFPD. The EGFPD models can be set to trip at 6 mA or from 10-100 mA in increments of 10 mA. This offers more flexibility since GFCI devices are not allowed to have an adjustable trip level.

### Rating and Models

Industrial Shock Block (GFCI & EGFPD) is available for three-phase voltages from 208 to 600 V with a maximum full load current of 100 A, and a built-in overcurrent protection supplied by Littelfuse Class T fuses. The power system can be either solidly or high-resistance grounded and the load must be three phase without a neutral.

Two options for enclosures are available: UL-recognized open-chassis models are available for installation in existing electrical enclosures and UL-listed enclosed models include a NEMA-4X enclosure for stand-alone installations.

### Ground Wire (Load-Ground) Monitor

The Industrial Shock Block also monitors the ground wire (load-ground) connection between the Industrial Shock Block and load. This is a required feature for Class C and D GFCI devices and is recommended for Class A GFCI and EGFPD devices. If the connection is broken, the Industrial Shock Block will trip and provide an alarm by changing the state of the alarm contacts. This monitoring circuit includes an extra wire (pilot wire) between the Industrial Shock Block and load (since the monitoring current is low, only a small wire is required). At the load, the pilot wire is connected to a termination device. The other end of the termination device is connected to the load ground (typically the enclosure).

## Features & Benefits

FEATURES	BENEFITS
<b>UL 943 inverse time trip curve</b>	Detects and interrupts to protect people and reduce the probability of nuisance tripping
<b>Minimum trip time &lt; 20 msec</b>	Reduces the risk of ventricular fibrillation for leakage current of 250 mA and above
<b>Fixed 6 mA (UL 943) or 20 mA (UL 943C) trip level</b>	Personnel protection for industrial and commercial systems on loads up to 100 A
<b>Selectable trip levels (EGFPD)</b>	Provides extra safety when a customer is able to operate with a setting below 20 mA (GFCI) and the settings above 20 mA can reduce nuisance tripping on systems with high leakage current
<b>UL 943C ground monitor/interrupt</b>	Protects from shock by tripping if continuity of ground wire between Industrial Shock Block and load is broken
<b>Undervoltage, brownout, chatter detection</b>	Ensures proper operation and prolongs the internal contactor lifetime
<b>3 x Class T, 600 V incoming fuses</b>	The fuses provide overcurrent protection for a 100 A circuit and a higher short-circuit current rating (SCCR) of 50 kA
<b>Conformal coating</b>	Internal circuits are conformally coated to protect against corrosion and moisture
<b>Operator Interface</b>	Shows unit status, alarm types, percentage of leakage current, and allows for Test and Reset capabilities
<b>Auxiliary Contact</b>	Provides a normally-open contact for remote indication
<b>Automatic Self-Test</b>	All units include an automatic self-test feature
<b>Motor Starter</b>	Allows the user to start and stop the motor from the interface

# Personnel Protection

## Industrial Shock Block

### Accessories



**A** **Operator Interface (AC6000-OPI-00)**



**B** **1N5339B - Termination Device**  
Axial-lead ground-check termination, included with SB6000 series



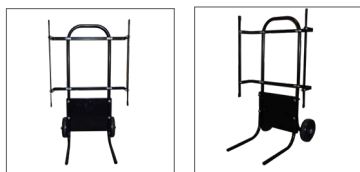
**SE-TA6 - Termination Assembly**  
Optional termination assembly with terminals and mounting holes



**SE-TA6-SM Stud-Mount Termination Assembly**  
Optional ground-check termination for submersible pumps



**AC6000-CART-00 Two-wheeled Cart**  
Optional for mounting ISB to allow for moving the unit while power is off



**AC6000-MNT-00 Mounting Frame**  
Optional for mounting ISB to a cart or other surface. Included with the AC6000-CART-00.

### Ordering Information - Accessories

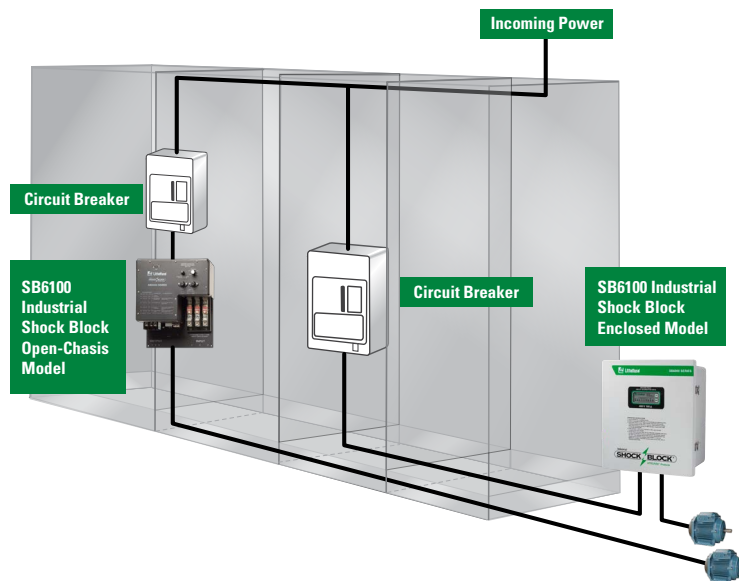
ACCESSORIES	REQUIREMENT	PAGE*
AC6000-OPI-00	Included	N/A
1N5339B	Included	120
SE-TA6	Optional	120
SE-TA6-SM	Optional	120
SE-TA6ASF-WL	Optional	120
AC6000-CART-00	Optional	N/A
AC6000-MNT-00	Optional	N/A

\* Page in Protection Relay & Controls Catalog

### Connection Diagram

The SB6100 is installed in-line between incoming power or existing overcurrent protection device and the load.

The open-chassis SB6100 can be installed in electrical equipment and the enclosed version is typically wall-mounted.



### Specifications

<b>Voltage Rating</b>	See ordering information
<b>Current Rating</b>	100 A (continuous)
<b>System Type</b>	3-phase, 3-wire (no neutral), 60 Hz
<b>Short-Circuit Current Rating</b>	50,000 A
<b>Trip Level Settings</b>	Selectable (6, 10, 20, 30, 40, 50, 60, 70, 80, 90, 100 mA), fixed at 6 mA, or fixed at 20 mA
<b>Trip Time Setting</b>	Inverse time trip curve
<b>Enclosure</b>	NEMA 4X, Polyester, Lockable
<b>Operating Temperature</b>	-35 °C (-31 °F) to +40 °C (104 °F), up to +66 °C (151 °F) with derating
<b>Wiring Requirements</b>	2/0 AWG (maximum)
<b>Approval</b>	GFCI: UL Listed (enclosed models) and UL Recognized Component (open-chassis models) EGFPD: cULus Listed (enclosed models) and cURus Recognized Component (open-chassis models); UL1998 Compliant (revision 01 or higher); All models except SB6100-02x-0 CSA Certified
<b>Dimensions</b>	<b>Enclosed:</b> H 453.8 mm (17.9"); W 406.2 mm (16.0"); D 223.3 mm (8.8") <b>Open-chassis:</b> H 455.0 mm (17.9"); W 340.7 mm (13.4"); D 174.9 mm (6.8")
<b>Warranty</b>	1 year

**Disclaimer Notice** – Information furnished is believed to be accurate and reliable. However, users should independently evaluate the suitability of and test each product selected for their own applications. Littelfuse products are not designed for, and may not be used in, all applications. Read complete Disclaimer Notice at [www.littelfuse.com/product-disclaimer](http://www.littelfuse.com/product-disclaimer).