


## SE-CS40 SERIES

### Current Sensor

CE



### Description

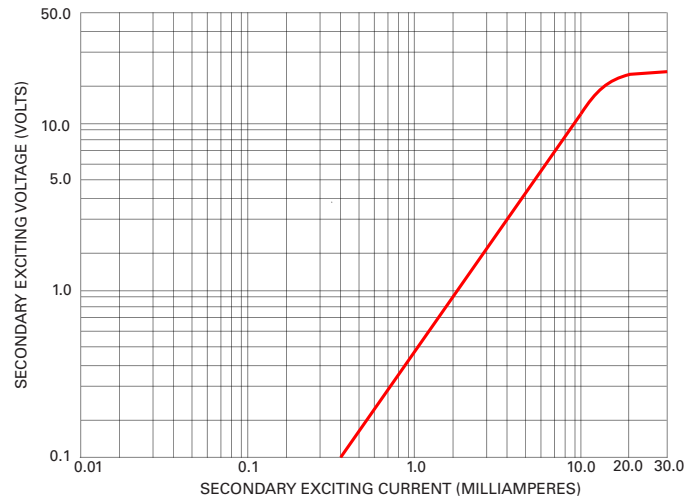
The SE-CS40 series is a current transformer used with Littelfuse relays to detect earth-leakage current.

### Specifications

<b>Turns Ratio</b>	800:1
<b>Current Rating</b>	50:0.0625 A
<b>Accuracy</b>	3% @ 0.04 VA
<b>Frequency</b>	50-400 Hz
<b>Insulation Level</b>	600 V, 10 kV BIL full wave
<b>Operating Temperature</b>	-40 to 60°C (-40 to 140°F)
<b>Application</b>	SE-135, SE-145
<b>Certification</b>	CE
<b>Compliance</b>	IEC 60044-1

### Ordering Information

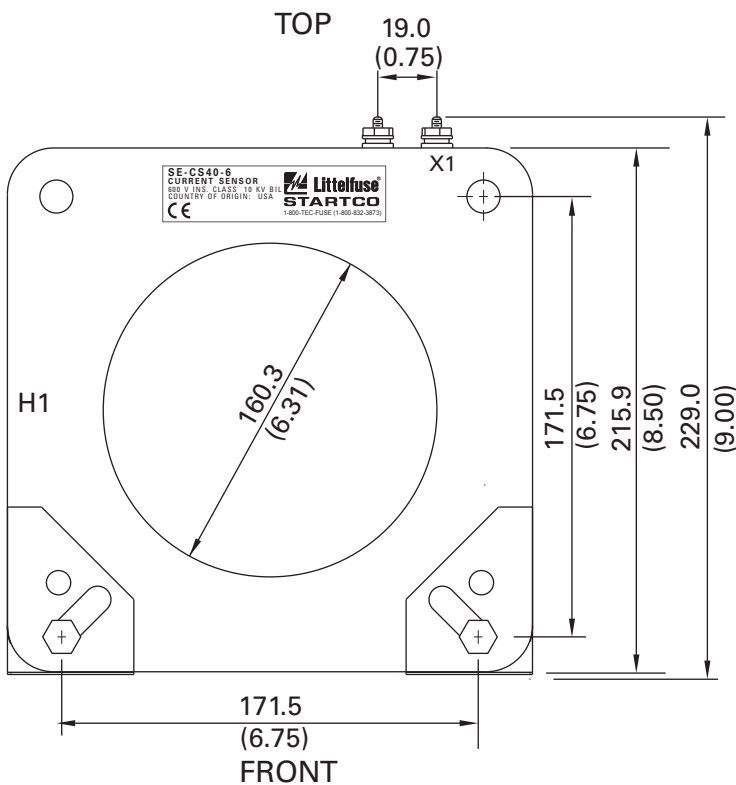
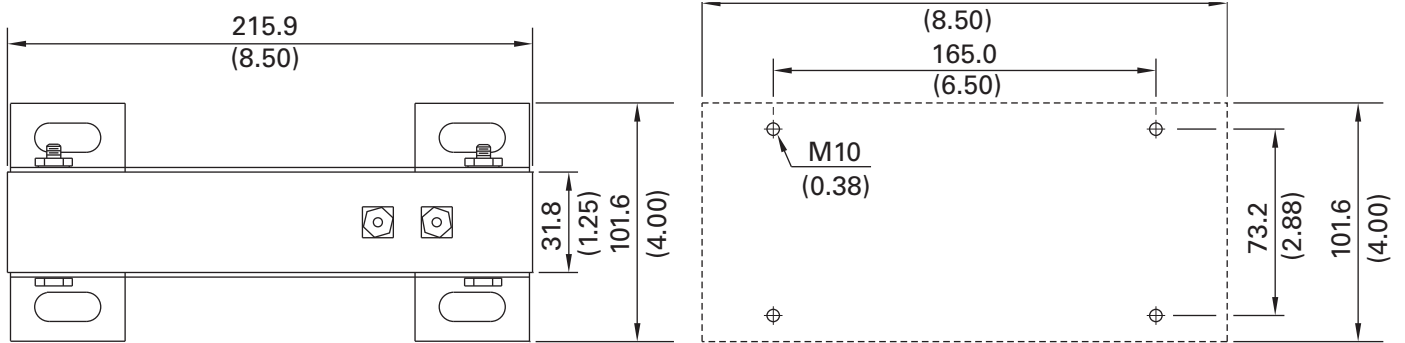
ORDERING NUMBER	WINDOW SIZE, ID	WEIGHT
SE-CS40-6	160.3 mm (6.31")	1.8 kg (4 lb)




# SE-CS40 SERIES

## Dimensions and Mounting Diagram

### SE-CS40-6



### MOUNTING DETAIL



**NOTES:**

1. DIMENSIONS IN MILLIMETRES (INCHES).
2. RoHS COMPLIANCE PENDING.
3. EN 60044-1 COMPLIANT.